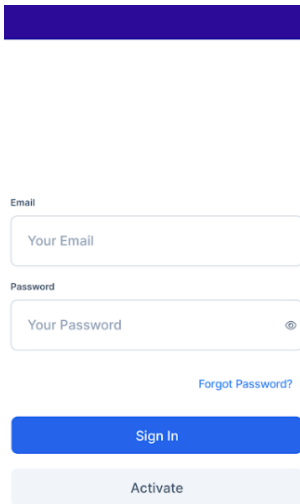


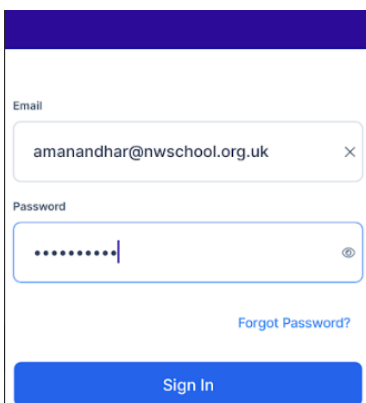
Step One: Click activate



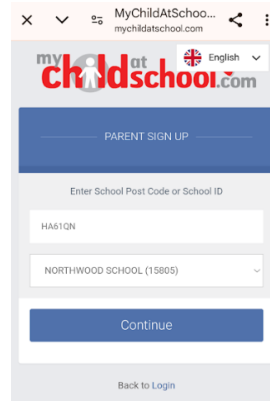
Step 3: One-time passcode should be in your email. Enter this code and press verify



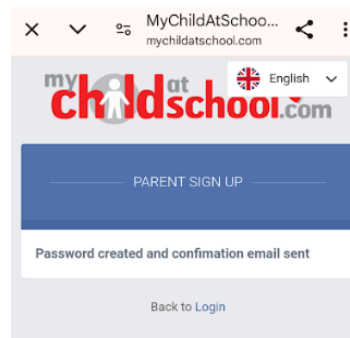
Step 5: Sign in with your new password



Step 2: Type school postcode and your email address



Step 4: You will be prompted to make a password and to reconfirm this. You can then click back to login



Step 6: Your app should look like this:

